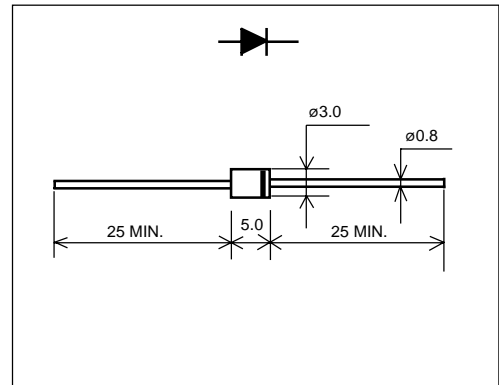


CB803-03 (2.0A)

(30V / 2.0A)

SCHOTTKY BARRIER DIODE

Outline drawings, mm



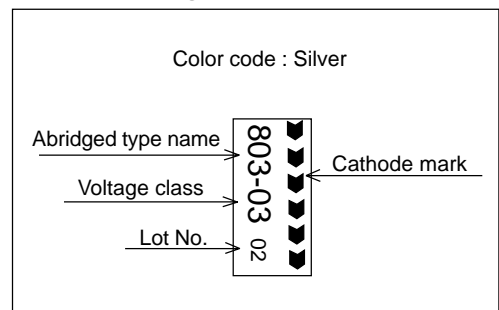
Features

- Low V_F
- Super high speed switching
- High reliability by planer design

Applications

- High speed switching

Marking



Maximum ratings and characteristics

- Absolute maximum ratings

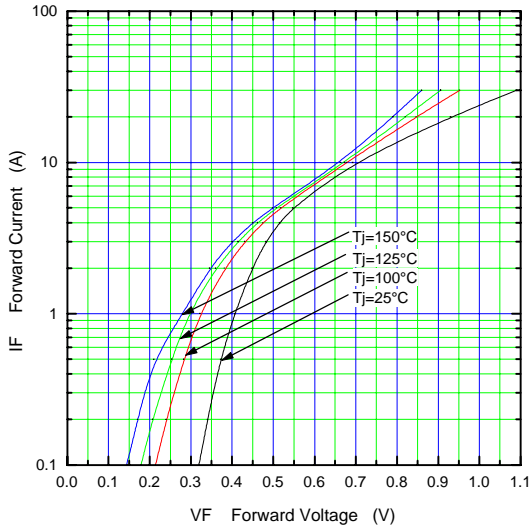
Item	Symbol	Conditions	Rating	Unit
Repetitive peak reverse voltage	V_{RRM}		30	V
Non-Repetitive peak reverse voltage	V_{RSM}		30	V
Average forward current	I_o	Square wave, duty=1/2 $T_I=133^{\circ}\text{C}$	2.0	A
Surge current	I_{FSM}	Sine wave 10ms	80	A
Operating junction temperature	T_j		-40 to +150	$^{\circ}\text{C}$
Storage temperature	T_{stg}		-40 to +150	$^{\circ}\text{C}$

- Electrical characteristics ($T_a=25^{\circ}\text{C}$ Unless otherwise specified)

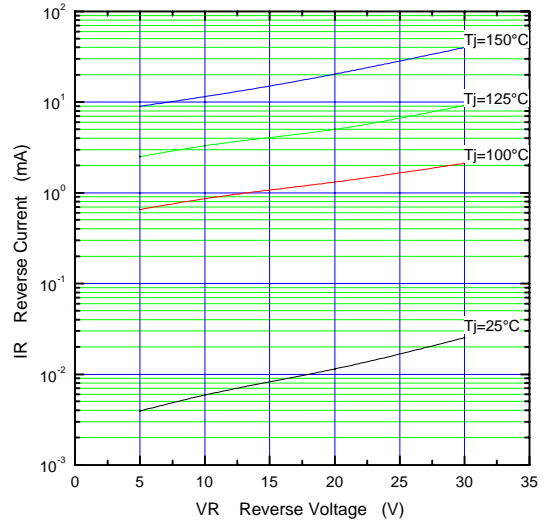
Item	Symbol	Conditions	Max.	Unit
Forward voltage drop	V_{FM}	$I_{FM}=1.5\text{A}$	0.47	V
Reverse current	I_{RRM}	$V_R=V_{RRM}$	5.0	mA

■ Characteristics

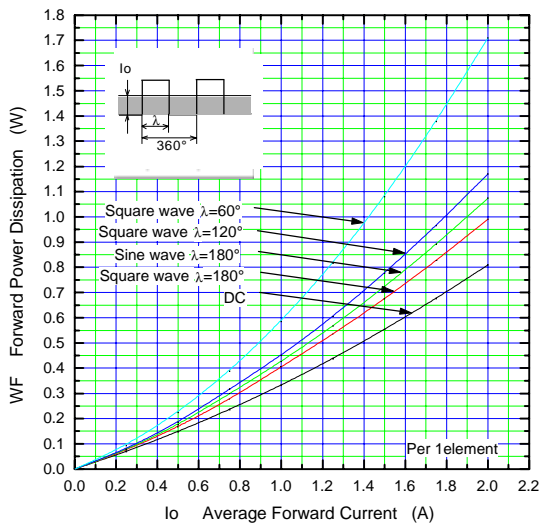
Forward Characteristic (typ.)



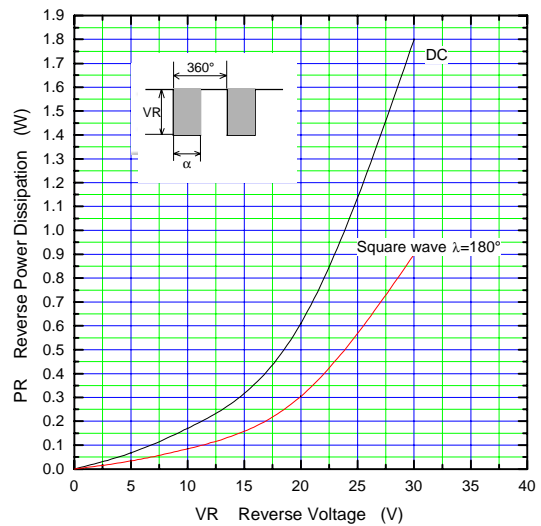
Reverse Characteristic (typ.)



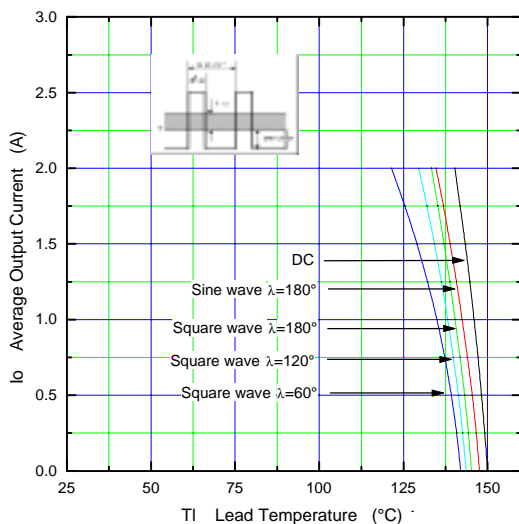
Forward Power Dissipation



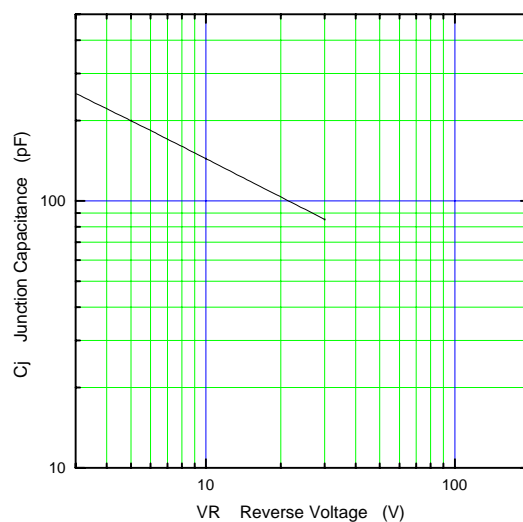
Reverse Power Dissipation



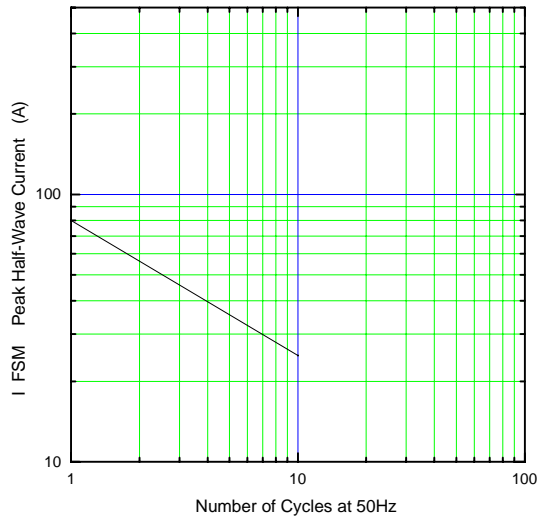
Current Derating (Io-Tl)



Junction Capacitance Characteristic (typ.)



Surge Capability



Transient Thermal Impedance

